

Exemplar Airbag Collection Form

Section 1: Collection Site Information

Collector's Name: _____ Firm: _____

Collection Location Name: _____

Collection Location ID from Collection Log: _____ Date of Collection: _____

Section 2: Vehicle Information

Year: _____ Make: _____ Model: _____

VIN#: _____ VIN tag photo: Y N DOM: _____

License #: N/A _____ State: _____

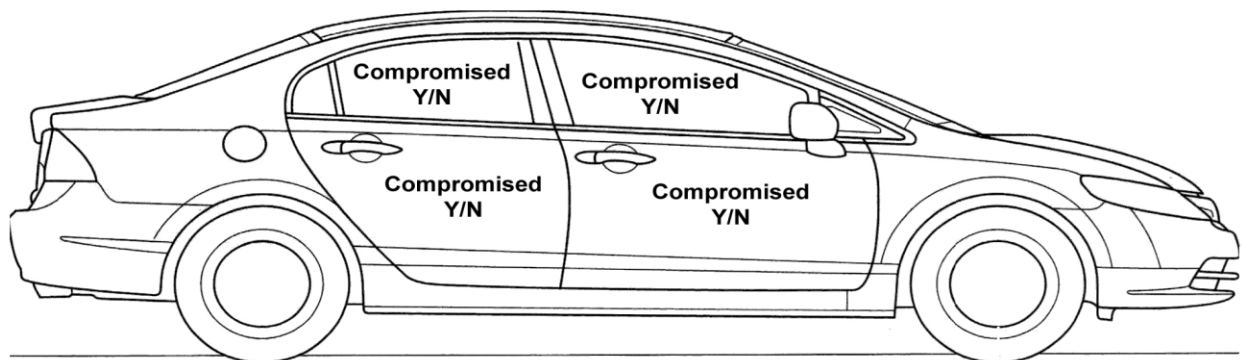
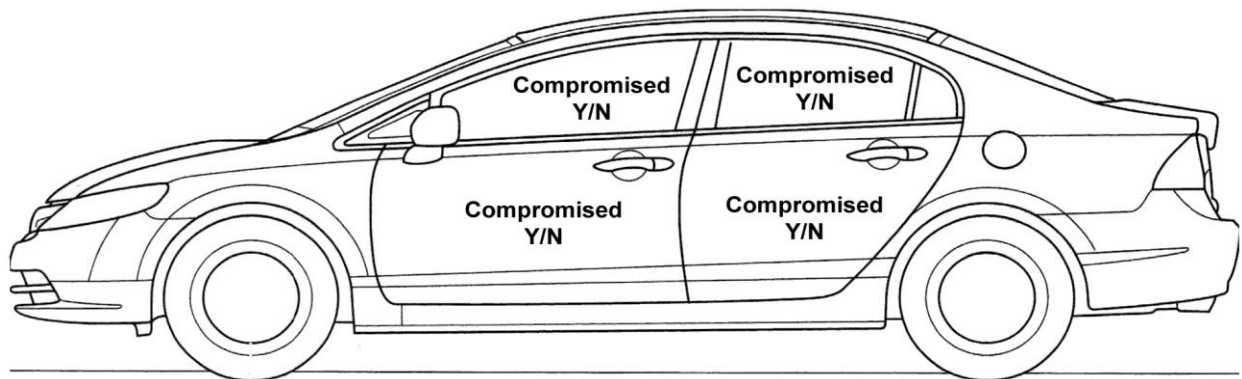
Section 3: Recall Information

Driver Airbag Recall _____ Pass. Airbag Recall _____

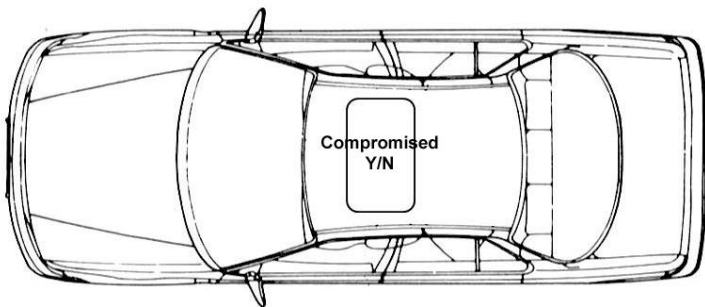
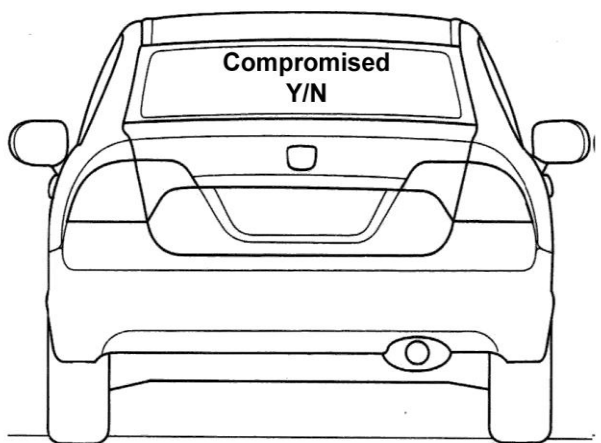
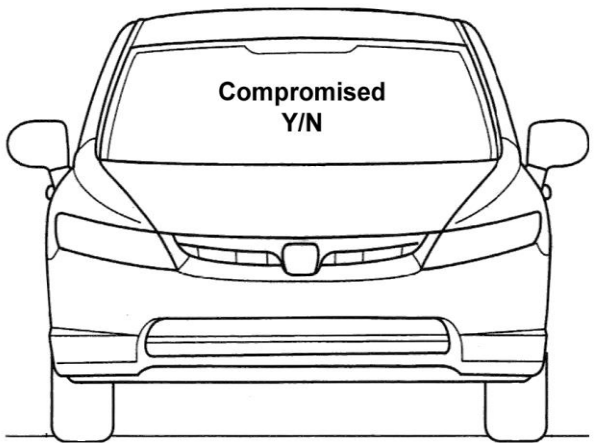
Driver Airbag Deployed Y N _____ Pass. Airbag Deployed Y N _____

Section 4: Occupant Compartment Integrity & Vehicle Damage

Instructions: Note compromised glazing (allowing exposure to environment) and missing/open doors by circling "Y", if intact or closed circle "N". If it does not apply then use "N/A" as in the case of a two door. Note major vehicle damage with a circled "X".



Comments:



Other glazing or areas of compromise:
(list not illustrated window/doors here)

Exterior Photos

Y

N

Interior Photos

Y

N

Pre-removal Airbag
Photos


Y

N


General Comments/Notes:

Section 5: Deployed Airbag Shrapnel Damage Mapping

Instructions: Mark any rips or damage caused by shrapnel with an "X".



Driver



Passenger

Airbag Damage Photos:	Y	N	Inflator Damage Photos:	Y	N	
Shrapnel Found:	Y	N	Shrapnel Collected:	Y	N	
Shrapnel Photos Taken:	Y	N				
Comments: (continued)						

Section 6: Airbag ID Logging

Airbag assemblies collected will have the assembly serial number and inflator serial number logged below. The last 6 digits of the vehicle's VIN will be written on the assembly in 2 places with a paint stick or permanent marker.

Driver's Airbag Information

Driver Airbag Assembly Serial Number					
Driver Airbag Inflator Serial Number					
Assembly marked with last 6 digits of VIN	Y	N	Photos taken	Y	N

Passenger's Airbag Information

Passenger Airbag Assembly Serial Number					
Passenger Airbag Inflator Serial Number					
Assembly marked with last 6 digits of VIN	Y	N	Photos taken	Y	N

Section 7: ACM ID Logging

ACM (Airbag Control Modules) collected will have the serial number logged below. The last 6 digits of the vehicle's VIN will be written on the ACM with a paint stick or permanent marker.

ACM Information

ACM Serial Number					
ACM marked with last 6 digits of VIN	Y	N	Photos taken	Y	N